



Accessing ParentsWeb



RenWeb School Management Software gives you, the busy parent, an opportunity to get more involved in your child's academic progress and future success – all via the Internet!

RenWeb's ParentsWeb is a private and secure parents' portal that will allow parents to view academic information specific to their children, while protecting their children's information from others. You may view your child's grades and class lesson plans as well as other useful school information. You can also communicate with teachers and other school staff online whenever necessary. All you need is an Internet-capable computer.

Here's how to access our easy-to-use **RenWeb ParentsWeb**:

- Make sure that the school has your email address in RenWeb.
- In Internet Explorer, Firefox, or Safari, go to www.renweb.com and click **Logins**.
- Type the school's **District Code AA-AL**
- Click **Create New ParentsWeb Account**.
- Type your email address and click **Create Account**. An email will be sent which includes a link to create your ParentsWeb login. The link is active for 6 hours.

RenWeb Customer Support  

 **RenWeb Support** <autoemail@renweb.com>
to me 

This email is in response to your request to create an account for RenWeb's ParentsWeb. Please click the link below to create your username and password. The link below will remain active for 6 hours. If you did not make this request, please contact your RenWeb school administrator.

Once you click the link below, you will have 6 hours to create your login credentials.

[Click to create your ParentsWeb login](#)

RenWeb Technical Support Team

- Select the **Click to Create your ParentsWeb login** link.
- A web browser displays your **Name** and **RenWeb Person ID**.
- Type a **User Name**, **Password**, and **Confirm** the password.

Change/Create Password

Name	Person ID	User Name	Password	Confirm	
Callie Johnston	11519	<input type="text" value="johnston"/>	<input type="password" value="*****"/>	<input type="password" value="*****"/>	<input type="button" value="Save User Name and/or Password"/>

- Click **Save User Name and/or Password**.
A message displays at the top of the browser, "**User Name/Password successfully updated.**"

User Name/Password successfully updated.				
Change/Create Password				
Name	Person ID	User Name	Password	Confirm
Callie Johnston	11519	johnston	*****	
<input type="button" value="Save User Name and/or Password"/>				

- You may now log in to ParentsWeb using your new User Name and Password.
- ParentsWeb allows you to access:
 - Daily Grades
 - Progress reports and reports cards
 - Lesson plans
 - School events and lunch balance